

UNIQUE STEPS IN PERFORMANCE

– with the new ENCORE 2426



Total Cleaning
Confidence™



CLARKE

TECHNOLOGY



Switch scrubbing path
in a matter of seconds
With the new ENCORE 2426 you practically
get two machines in one.
You can go from 610 mm (24") scrubbing
path to 660 mm (26") – in just a few
seconds.



Unique & durable performance



A PASSIONATE NEW PERFORMER

- with an impressive range of features



Your new partner on the floor – the ENCORE 2426

Achieve a unique cleaning performance – step by step – with ALTO's new ENCORE 2426 walk-behind scrubber dryer. The attractive features and superb advantages, represents leading edge expertise from Clarke Technology. The reliability and durability combined with high flexibility offers you a new solution, exceeding any other mid-size machine. We are very proud to present the ENCORE 2426 to you.

High performance and productivity

ALTO has developed a unique and productive floor care performer. Features such as solutions and brushes that turn off when the machine is not traversing, and a superior water pickup, together with the opportunity to adjust the brush pressure offer you the very best in performance. All those features increase productivity and reduce costs.

Durable and reliable operation

The ALTO polydur roto-molded tanks – along with the steel under-carriage ensures genuine reliability – proven by an 8 year warranty. Furthermore the ENCORE 2426 features a parabolic swing type break-away squeegee, low voltage battery protection and an electronic full recovery shut-off. All of these solutions make this machine one of the most durable and reliable scrubber dryers on the market.

Highly functional and easy to service

The requirement for reduced costs is fully met on the ENCORE 2426. There is no need for tools when changing the squeegee blade, and the circuit breakers for all electronic motors are clearly indicated with symbols. We have made it easy for you to access all the electronic components and the large recovery lid ensures easy tank cleaning. And because of the transaxle drive system there is no chain adjustments and lubrication required. Functional all the way through!

An attractive cleaning investment

The advantages and benefits of the ENCORE 2426 are clear. With this product ALTO offers you highly effective floor cleaning performance. Not only will you get the job done quickly and easily, but the costs will be kept to a minimum. And that makes the ENCORE 2426 a unique performer.



Up front advantages




- Easy brush/pad change
- Brush cover with bristle skirt
- Easy to service "brush motors"
- Polydur rotor-molded tanks and brush covers
- Shock resistant brush suspension
- Off-set brush head - which can be set to 24 or 26 inches
- Large tank capacity in a compact machine




Unique features:

- Squeegee blade can be used on all 4 edges = 4 times longer runtime
- Can go in reverse without lifting the squeegee
- Excellent water pick-up in forward and reverse
- 2 machines in 1 – both 610mm (24") and 660mm (26") width
- Easy emptying of recovery and solution tanks with the hose
- Clear hose for monitoring the amount of solution



Excellent ergonomics on the control panel



◀ **Easy brush access:**
The design of the ENCORE 2426 is highly functional. Unique access to brushes saves time for brush or pad change.



Innovative and durable scrubber performance, with genuine steel under-carriage and unique squeegee system

- The machine can go in reverse without lifting the squeegee
- Excellent water pick-up - provided by the parabolic swing squeegee and the powerful tangential vacuum motor
- The squeegee blade can be used on all 4 edges = 4 times longer runtime
- No tool squeegee blade change
- Squeegee picks up water, right up to the wall
- Different squeegee blades for different applications
- Water pick up in forward and reverse


Features on the back:

- Clear solution hose for precise monitoring of the remaining solution
 - Adjustable brush pressure
 - Circuit breakers for all electric motors, clearly indicated with symbols
 - A special designed control handle for easy manoeuvre
 - Speed control within reach - L version only
 - Simple ergonomic control panel with palm pressure control to reduce fatigue
 - Recovery can easily be monitored through large clear recovery lid
 - Three position squeegee lever
 - Single button control for reverse - L series only
 - Easy electronic solution control
 - Clear brush pressure gauge for monitoring the right pressure
 - Clear battery indicator shows remaining runtime
 - Key switch reduces liability
- Enjoy the pleasure of sliding across the floor with a well designed and good looking partner.

Patented squeegee system:
Swing type break away squeegee – prevents damage.



Easy emptying:
The recovery "waste" water can be easily emptied into a janitorial sink or drain.



▲ **Large clear recovery lid:**
Easy to monitor the level of the picked up waste water.



▲ **High serviceability:**
Easy access to all electrical components.



▲ **Easy access to batteries:**
Just lift the top to gain access to the battery compartment.



ENCORE 2426

Unique steps in performance

Accessory bag

A practical accessory storage bag can be placed on the left hand side of the machine.



Technical data:

		ENCORE S2426	ENCORE L2426
Brush size	mm/in	2 x 330/2 x 13"	2 x 330/2 x 13"
Cleaning width	mm/in	610/24" or 660/26"	610/24" or 660/26"
Squeegee width	mm	865	865
Coverage	m ² /h	2440 or 2640	3050 or 3300
Brush Speed	RPM	200	200
Brush pressure	kg	Adj. 0-68	Adj. 0-68
Solution tank	L	76	76
Recovery tank	L	76	76
Drive motor	kW	Brush Assist	0.4 /Transaxle
Brush motor	kW	2 x 0.55	2 x 0.55
Vacuum motor	kW	0.55	0.55
Voltage	V	24 (4 x 6 or 2 x 12)	24 (4 x 6 or 2 x 12)
Size (LxWxH)	mm	1422 x 711 x 1092	1422 x 711 x 1092
Weight with battery	kg	310	320

Available options and accessories for the ENCORE 2426:

- Multiple choices of battery size and types – to match your need for runtime
- Various brushes and floor pads
- Off-aisle spray/vacuum wand, hose and floor tools
- Soft casters dual assembly
- Optional larger (1m) squeegee
- Different squeegee blades for different applications
- Hour meter Kit
- Accessory bag

ALTO Danmark A/S
 Industrikvarteret • DK-9560 Hadsund
 Phone (+45) 72 18 21 00 • Fax (+45) 72 18 21 05



Perfect manoeuvrability:
 The ENCORE 2426 handles
 narrow aisle cleaning perfectly.

